

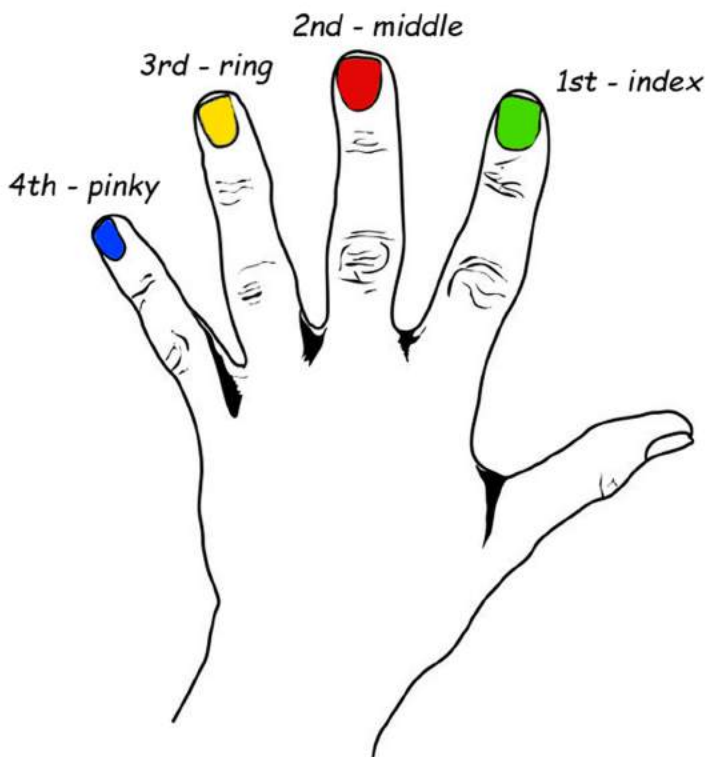
Jamming on Guitar Kids Booklet





Regular Size Pick

FINGERS & STRINGS



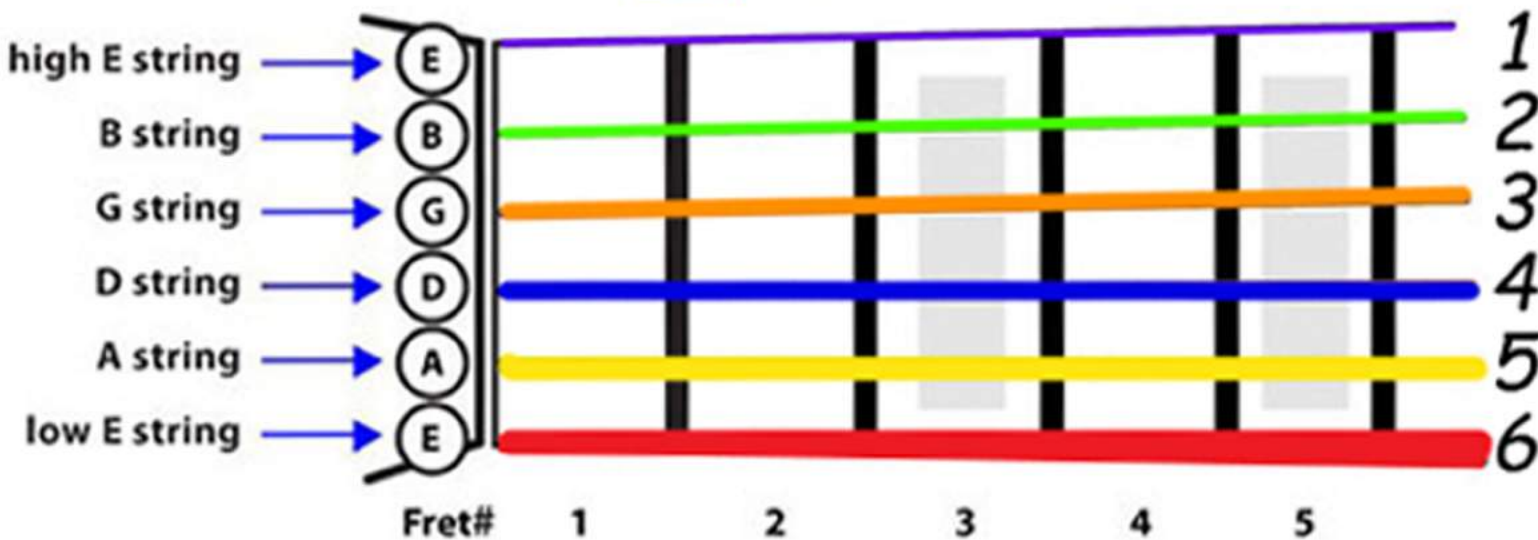

Extra Large Size Pick

NAMES OF THE GUITAR STRINGS

Elephants **A**nd **D**onkeys **G**row **B**ig **E**ars
 6th string 5th string 4th string 3rd string 2nd string 1st string

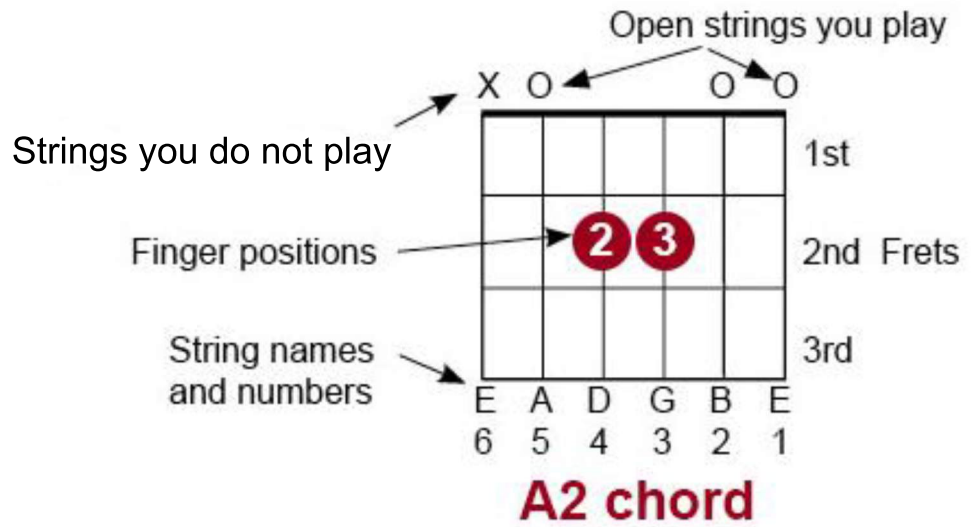
sounds low

sounds high

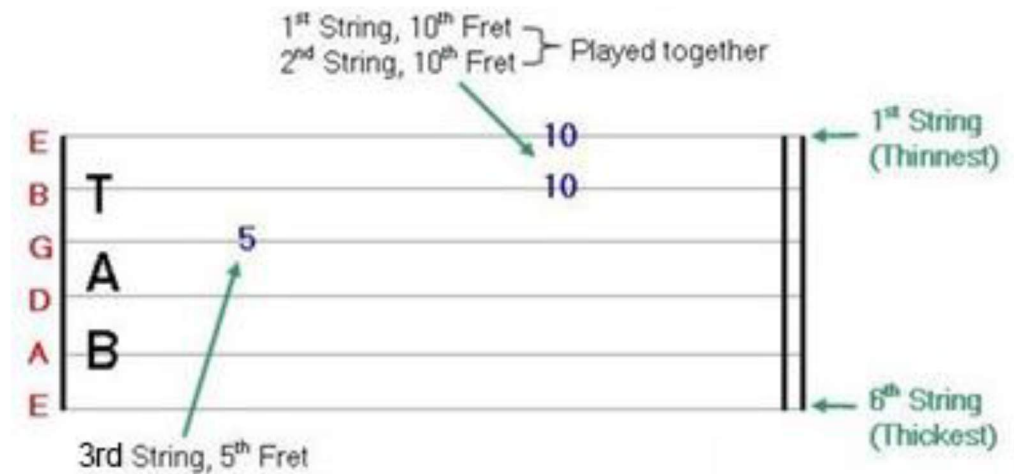


How to Read Chords & Tabs

How to Read a Guitar Chord Box



How to Read Guitar Tablature



Peter Gunn Theme

1 E
2 B
3 G
4 D
5 A
6 E

T
A
B

0-0-2-0-3-0-5-4

0-0-2-0-3-0-5-4

0-0-2-0-3-0-5-4

0-0-2-0-3-0-5-4

f

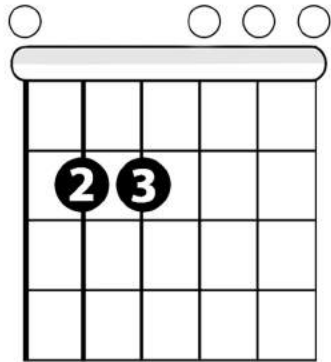
1 2 3 4

I M P R I M P R I M P R I M P R

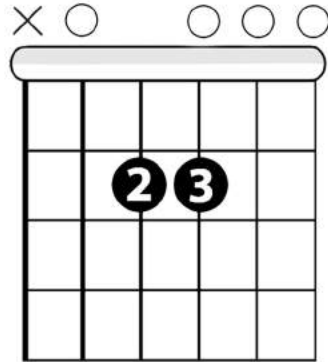
1 E
2 B
3 G
4 D
5 A
6 E

Five Basic Chords

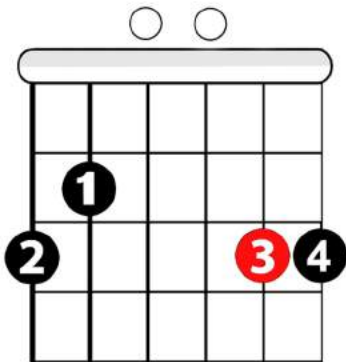
Em



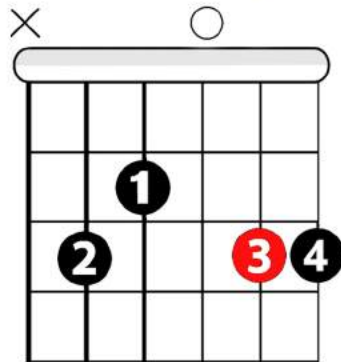
A2



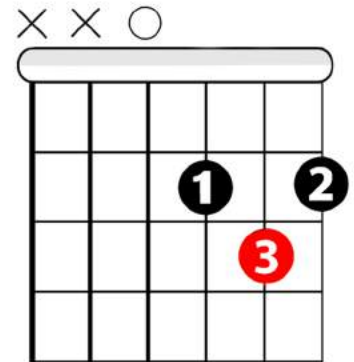
G



Cadd9

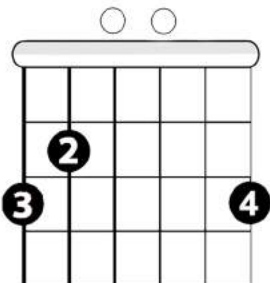


D

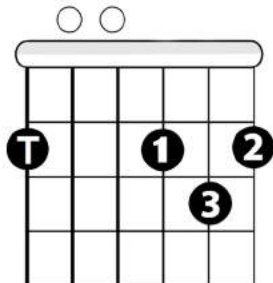


other ways to play the chords:

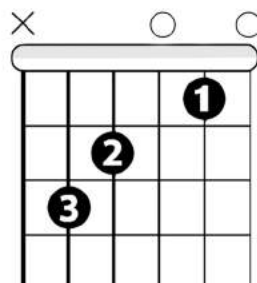
G



D/F#

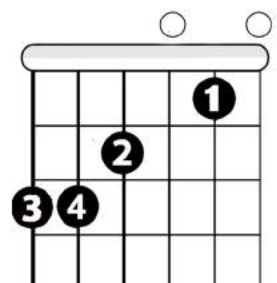


C



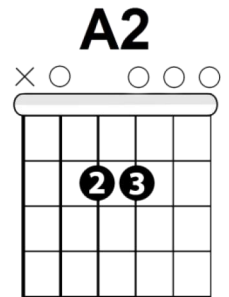
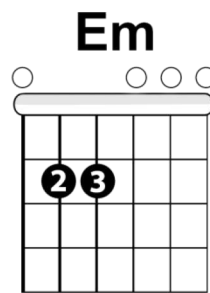
or

C



A Song About You!

Strumming ↓



Em

A2

My name is _____ I'm _____

Em

A2

I live in _____ I like to play _____

Em

Em

That's a fact. That's a fact. That's me.

A2

A2

That's a fact. That's a fact. That's me. (2x)

He's Got The Whole World in His Hands

Strumming ↓ ↑ ↓ ↑

C

He's got the whole world in His hands

G

He's got the whole world in His hands

C

He's got the whole world in His hands

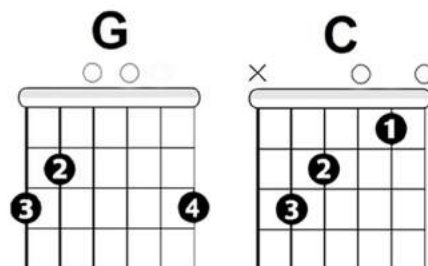
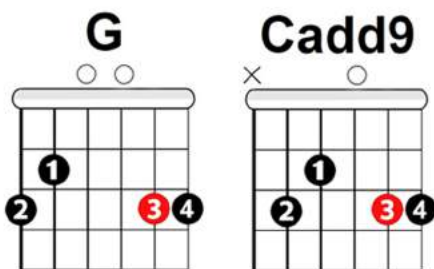
G

C

He's got the whole world in His hands

Play G and Cadd9

or Play G and C



Smoke on the Water - 1 String

T
A 0 — 3 — 5 — 0 3 — 6 — 5 0 — 3 — 5 — 3 0 — 0
B

Smoke on the Water - 2 Strings

T
A 0 — 3 — 5 — 0 3 — 6 — 5 0 — 3 — 5 — 3 0 — 0
B

Sunshine of Your Love

T
A 12 — 12 — 10 — 12 12 — 11 10 — 10 — 8 — 10 — 10 12 — 12 — 10 — 12 12 — 11 10 — 10 — 8 — 10
B

Old MacDonald Had a Farm

Strumming ↓

G **C** **G** **G D G**
Old MacDonald had a farm, **E I E I O,**

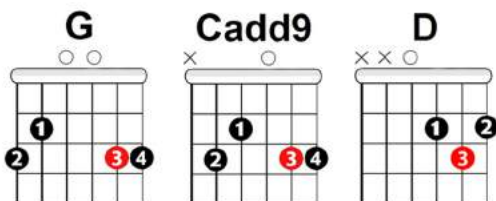
G **C** **G** **G D G**
And on his farm he had a cow, **E I E I O,**

G **G** **G** **G** **G** **G** **G**
With a moo moo here, And a moo moo there,

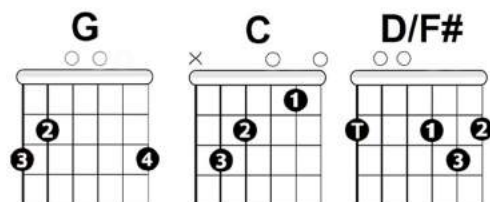
G **G** **G G G** **G G** **G**
Here a moo, there a moo, Everywhere a moo moo,

G **C** **G** **G D G**
Old MacDonald had a farm, **E I E I O.**

play these chords **G**, **Cadd9**, and **D**



or play these chords **G**, **C**, and **D/F#**



Jesus loves me

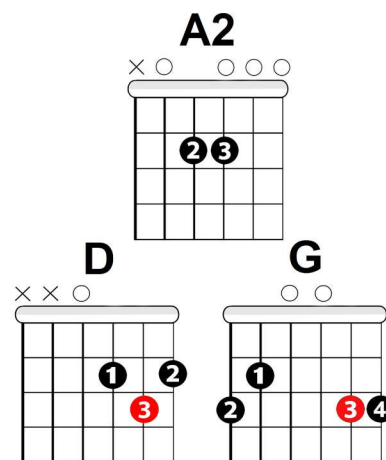
Strumming ↓

D **D**
Jesus loves me this I know,

G **D**
For the Bible tells me so.

D **D**
Little ones to Him belong,

G **D** **A2** **D**
They are weak, but He is strong.



(Chorus)

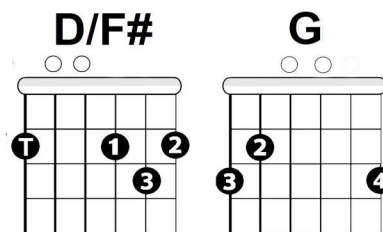
D **G**
Yes Jesus loves me,

D **A2**
Yes Jesus loves me,

D **G**
Yes Jesus loves me,

D **A2** **D**
The Bible tells me so.

Or you can play D & G this way



Six Strum Patterns



1 2 3 4
↓ ↓ ↓ ↓



1 2 3 4
↑ ↑ ↑ ↑



1 2 3 4
↓ ↑ ↓ ↑



1 & 2 & 3 & 4 &
↓ ↑ ↓ ↑ ↓ ↑ ↓ ↑

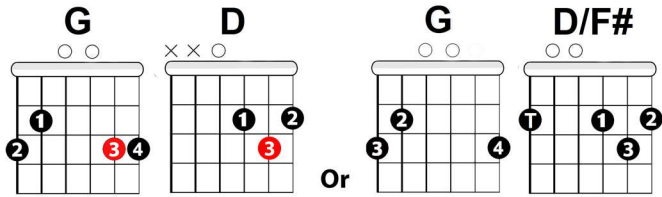


1 & 2 & 3 & 4 &
↓ ↑ ↓ ↑ ↑ ↓ ↑



1 & 2 & 3 & 4 &
↓ ↓ ↑ ↑ ↓

Mary Had A Little Lamb



Strumming ↓ ↓ ↑ ↑ ↓

G **G** **D** **G**

Mary had a little lamb, little lamb, little lamb

G **G** **D** **G**

Mary had a little lamb, it's fleece was white as snow



Musical notation for the first line of the song. The top staff is in treble clef, 4/4 time, with a key signature of one sharp (F#). The melody consists of quarter notes: G4, A4, B4, C5, D5, E5, F#5, G5. The bass line consists of: 0, 2, 0, 2, 0, 0, 0, 2, 2, 2, 0, 3, 3.



Musical notation for the second line of the song. The top staff continues the melody: G4, A4, B4, C5, D5, E5, F#5, G5. The bass line consists of: 0, 2, 0, 2, 0, 0, 0, 0, 2, 2, 0, 2, 0.

Joy to the World

Strumming ↓

G D G G G D G G

Joy to the world, the Lord is come!

C C D D G G G G

Let earth receive her King;

G C G G G C G G

Let every heart prepare Him room,

G G G G

And Heaven and nature sing,

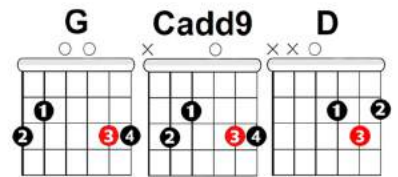
D D D D

And Heaven and nature sing,

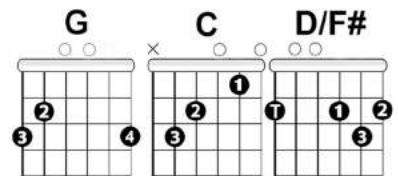
G G C G G D G

And Heaven and Heaven and nature sing.

play these chords G, Cadd9, and D



or play these chords G, C, and D/F#



Silent Night

Strumming ↓ ↓ ↑ ↓

G(4)

D(2)

G(2)

Silent night! Holy night! All is calm all is bright

C (2)

G(2)

Round yon virgin mother and child

C(2)

G(2)

Holy infant so tender and mild

D(2)

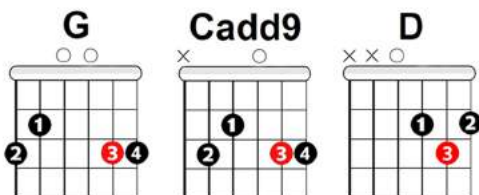
G(3)

D(1)

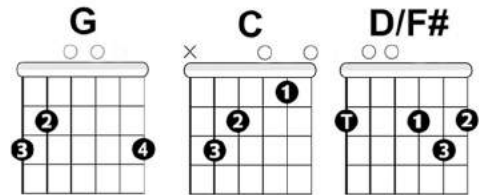
G(3)

Sleep in heavenly peace! Sleep in heavenly peace

play these chords **G**, **Cadd9**, and **D**



or play these chords **G**, **C**, and **D/F#**



Twinkle, Twinkle Little Star

G **C** **G**

Twinkle, twinkle little star.

Strumming ↓ ↑ ↓ ↑

C **G** **D** **G**

How I wonder what you are.

G **C** **G** **D**

Up above the world so high,

G **C** **G** **D**

Like a diamond in the sky.

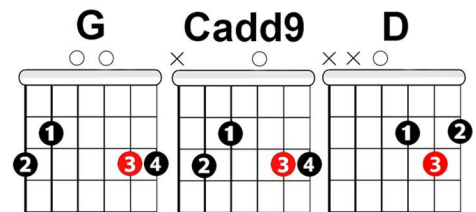
G **C** **G**

Twinkle, twinkle little star.

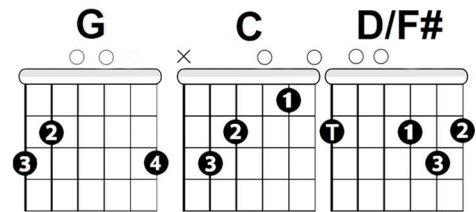
C **G** **D** **G**

How I wonder what you are.

You can play these chords:



or play these chords



Musical notation for the first six measures of the song. The staff shows a treble clef, a key signature of one sharp (F#), and a 4/4 time signature. The melody consists of quarter notes. The guitar tablature below the staff shows the fret numbers for each note.

Measures 1-6: *f* 2 3 3 | 0-0 3 | 1-1-0-0 | 2-2-0 | 3-3-1-1 | 0-0-2

Musical notation for the last six measures of the song. The staff shows a treble clef, a key signature of one sharp (F#), and a 4/4 time signature. The melody consists of quarter notes. The guitar tablature below the staff shows the fret numbers for each note.

Measures 7-12: 3-3-1-1 | 0-0-2 | 0-0-3-3 | 0-0-3 | 1-1-0-0 | 2-2-0

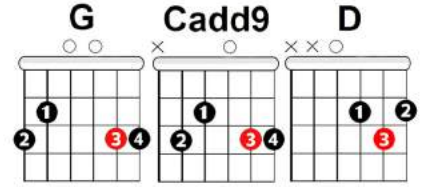
Happy Birthday

G

Happy Birthday to You
 ↓ ↓ ↑ ↓ ↓ ↓ ↑ ↓ ↑ ↓

D

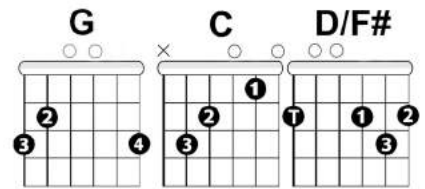
play these chords G, Cadd9, and D



G

Happy Birthday to You
 ↓ ↓ ↑ ↓ ↓ ↓ ↑ ↓ ↑ ↓

or play these chords G, C, and D/F#



D C

Happy Birthday dear _____
 ↓ ↓ ↑ ↓ ↓ ↓ ↑ ↓ ↓

G

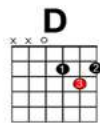
D

G

Happy Birthday to You
 ↑ ↓ ↓ ↓ ↑ ↓



1



2

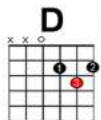
3

4



5

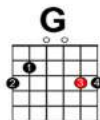
T				
A	0	0	2	0
B	0	0	4	0



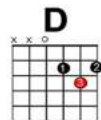
6



7



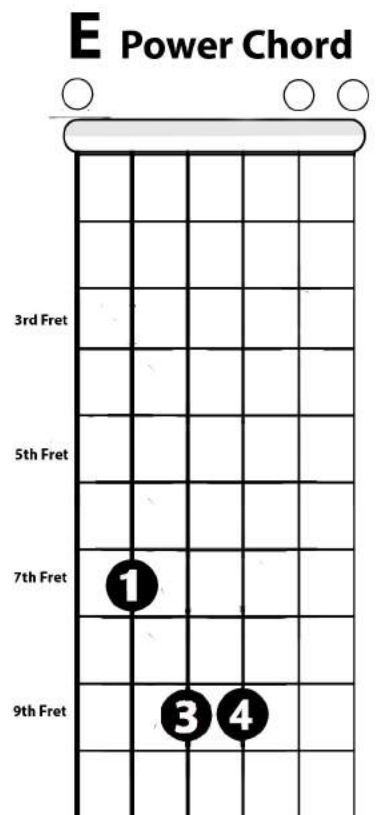
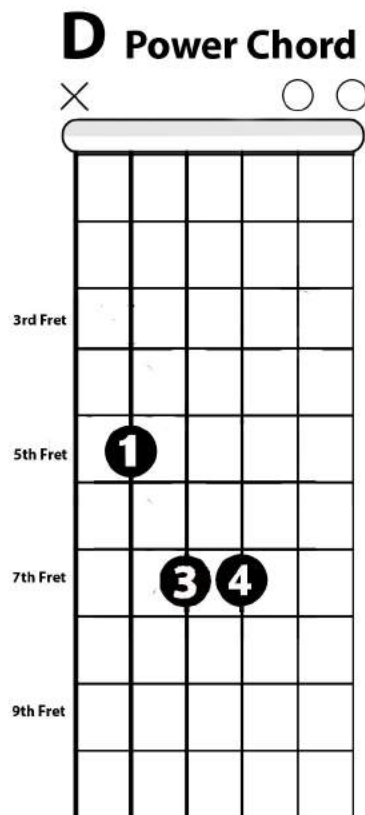
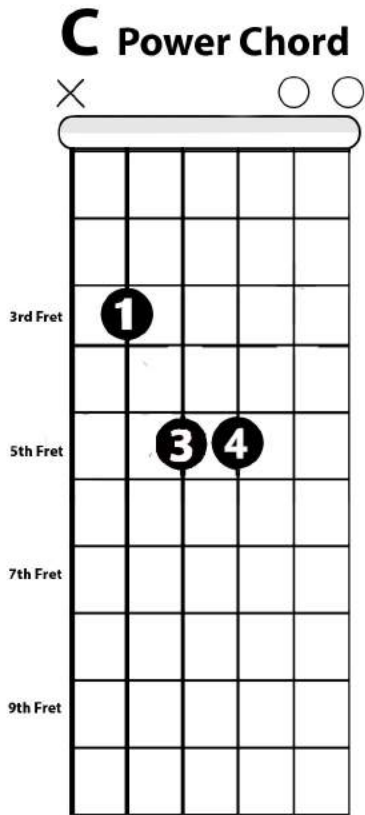
8



9

3	0	1	1	0	0	2	0
0	4	2		0	2		

Power Chords



Open Position Basic Chords

